



Traci Perry
LEARNING FRAMEWORK (PSYC1300 56221S)

BC Survey - Results 2022 Fall (16-Week - 221S), LEARNING FRAMEWORK

Dear Instructor,

Below are the 2022 Fall (16-Week - 221S) survey results for "LEARNING FRAMEWORK (PSYC1300 56221S)".

The overall indicator is listed first.

The second part of the analysis lists the average values of all individual questions.

Comments are listed at the report's end.

If you have any further questions, please reach out to a member of PIER.

Best regards,

Robert Wood
Assistant Research Analyst
Brazosport College
500 College Drive
Lake Jackson, TX 77566
(979)-230-3189
robert.wood@brazosport.edu

Traci Perry
2022 Fall (16-Week - 221S)
LEARNING FRAMEWORK (PSYC1300 56221S)
No. of responses = 3

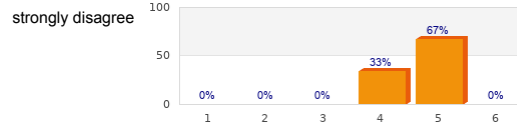


Survey Results

3. Level of Agreeance:

| 3.1) | Instructions for course activities and assignments were clear. | strongly disagree | <table><tr><th>Rating</th><th>Percentage</th></tr><tr><td>1</td><td>0%</td></tr><tr><td>2</td><td>0%</td></tr><tr><td>3</td><td>0%</td></tr><tr><td>4</td><td>33%</td></tr><tr><td>5</td><td>67%</td></tr><tr><td>6</td><td>0%</td></tr></table> | Rating | Percentage | 1 | 0% | 2 | 0% | 3 | 0% | 4 | 33% | 5 | 67% | 6 | 0% | N/A | n=3 av.=4.7 md=5 dev.=0.6 |
|--------|--|-------------------|--|--------|------------|---|----|---|----|---|-----|---|-----|---|------|---|----|-----|------------------------------------|
| Rating | Percentage | | | | | | | | | | | | | | | | | | |
| 1 | 0% | | | | | | | | | | | | | | | | | | |
| 2 | 0% | | | | | | | | | | | | | | | | | | |
| 3 | 0% | | | | | | | | | | | | | | | | | | |
| 4 | 33% | | | | | | | | | | | | | | | | | | |
| 5 | 67% | | | | | | | | | | | | | | | | | | |
| 6 | 0% | | | | | | | | | | | | | | | | | | |
| 3.2) | The workload in this course was well distributed throughout the term. | strongly disagree | <table><tr><th>Rating</th><th>Percentage</th></tr><tr><td>1</td><td>0%</td></tr><tr><td>2</td><td>0%</td></tr><tr><td>3</td><td>0%</td></tr><tr><td>4</td><td>0%</td></tr><tr><td>5</td><td>100%</td></tr><tr><td>6</td><td>0%</td></tr></table> | Rating | Percentage | 1 | 0% | 2 | 0% | 3 | 0% | 4 | 0% | 5 | 100% | 6 | 0% | N/A | n=3 av.=5 md=5 dev.=0 |
| Rating | Percentage | | | | | | | | | | | | | | | | | | |
| 1 | 0% | | | | | | | | | | | | | | | | | | |
| 2 | 0% | | | | | | | | | | | | | | | | | | |
| 3 | 0% | | | | | | | | | | | | | | | | | | |
| 4 | 0% | | | | | | | | | | | | | | | | | | |
| 5 | 100% | | | | | | | | | | | | | | | | | | |
| 6 | 0% | | | | | | | | | | | | | | | | | | |
| 3.3) | The course was delivered as outlined in the syllabus. | strongly disagree | <table><tr><th>Rating</th><th>Percentage</th></tr><tr><td>1</td><td>0%</td></tr><tr><td>2</td><td>0%</td></tr><tr><td>3</td><td>0%</td></tr><tr><td>4</td><td>0%</td></tr><tr><td>5</td><td>100%</td></tr><tr><td>6</td><td>0%</td></tr></table> | Rating | Percentage | 1 | 0% | 2 | 0% | 3 | 0% | 4 | 0% | 5 | 100% | 6 | 0% | N/A | n=3 av.=5 md=5 dev.=0 |
| Rating | Percentage | | | | | | | | | | | | | | | | | | |
| 1 | 0% | | | | | | | | | | | | | | | | | | |
| 2 | 0% | | | | | | | | | | | | | | | | | | |
| 3 | 0% | | | | | | | | | | | | | | | | | | |
| 4 | 0% | | | | | | | | | | | | | | | | | | |
| 5 | 100% | | | | | | | | | | | | | | | | | | |
| 6 | 0% | | | | | | | | | | | | | | | | | | |
| 3.4) | Assessments/exams were based on material covered in assignments, readings, lectures, videos, group activities, etc. | strongly disagree | <table><tr><th>Rating</th><th>Percentage</th></tr><tr><td>1</td><td>0%</td></tr><tr><td>2</td><td>0%</td></tr><tr><td>3</td><td>0%</td></tr><tr><td>4</td><td>33%</td></tr><tr><td>5</td><td>67%</td></tr><tr><td>6</td><td>0%</td></tr></table> | Rating | Percentage | 1 | 0% | 2 | 0% | 3 | 0% | 4 | 33% | 5 | 67% | 6 | 0% | N/A | n=3 av.=4.7 md=5 dev.=0.6 |
| Rating | Percentage | | | | | | | | | | | | | | | | | | |
| 1 | 0% | | | | | | | | | | | | | | | | | | |
| 2 | 0% | | | | | | | | | | | | | | | | | | |
| 3 | 0% | | | | | | | | | | | | | | | | | | |
| 4 | 33% | | | | | | | | | | | | | | | | | | |
| 5 | 67% | | | | | | | | | | | | | | | | | | |
| 6 | 0% | | | | | | | | | | | | | | | | | | |
| 3.5) | The instructor made learning relevant to my field of study, career, or degree. | strongly disagree | <table><tr><th>Rating</th><th>Percentage</th></tr><tr><td>1</td><td>0%</td></tr><tr><td>2</td><td>0%</td></tr><tr><td>3</td><td>0%</td></tr><tr><td>4</td><td>0%</td></tr><tr><td>5</td><td>100%</td></tr><tr><td>6</td><td>0%</td></tr></table> | Rating | Percentage | 1 | 0% | 2 | 0% | 3 | 0% | 4 | 0% | 5 | 100% | 6 | 0% | N/A | n=3 av.=5 md=5 dev.=0 |
| Rating | Percentage | | | | | | | | | | | | | | | | | | |
| 1 | 0% | | | | | | | | | | | | | | | | | | |
| 2 | 0% | | | | | | | | | | | | | | | | | | |
| 3 | 0% | | | | | | | | | | | | | | | | | | |
| 4 | 0% | | | | | | | | | | | | | | | | | | |
| 5 | 100% | | | | | | | | | | | | | | | | | | |
| 6 | 0% | | | | | | | | | | | | | | | | | | |
| 3.6) | The instructor used a variety of instructional methods (examples: group discussions, student presentations, student activities, lab activities, online discussions, video assignments, case studies, etc.) | strongly disagree | <table><tr><th>Rating</th><th>Percentage</th></tr><tr><td>1</td><td>0%</td></tr><tr><td>2</td><td>0%</td></tr><tr><td>3</td><td>0%</td></tr><tr><td>4</td><td>0%</td></tr><tr><td>5</td><td>100%</td></tr><tr><td>6</td><td>0%</td></tr></table> | Rating | Percentage | 1 | 0% | 2 | 0% | 3 | 0% | 4 | 0% | 5 | 100% | 6 | 0% | N/A | n=3 av.=5 md=5 dev.=0 |
| Rating | Percentage | | | | | | | | | | | | | | | | | | |
| 1 | 0% | | | | | | | | | | | | | | | | | | |
| 2 | 0% | | | | | | | | | | | | | | | | | | |
| 3 | 0% | | | | | | | | | | | | | | | | | | |
| 4 | 0% | | | | | | | | | | | | | | | | | | |
| 5 | 100% | | | | | | | | | | | | | | | | | | |
| 6 | 0% | | | | | | | | | | | | | | | | | | |
| 3.7) | The instructor provided timely feedback on my assignments. | strongly disagree | <table><tr><th>Rating</th><th>Percentage</th></tr><tr><td>1</td><td>0%</td></tr><tr><td>2</td><td>0%</td></tr><tr><td>3</td><td>33%</td></tr><tr><td>4</td><td>0%</td></tr><tr><td>5</td><td>67%</td></tr><tr><td>6</td><td>0%</td></tr></table> | Rating | Percentage | 1 | 0% | 2 | 0% | 3 | 33% | 4 | 0% | 5 | 67% | 6 | 0% | N/A | n=3 av.=4.3 md=5 dev.=1.2 |
| Rating | Percentage | | | | | | | | | | | | | | | | | | |
| 1 | 0% | | | | | | | | | | | | | | | | | | |
| 2 | 0% | | | | | | | | | | | | | | | | | | |
| 3 | 33% | | | | | | | | | | | | | | | | | | |
| 4 | 0% | | | | | | | | | | | | | | | | | | |
| 5 | 67% | | | | | | | | | | | | | | | | | | |
| 6 | 0% | | | | | | | | | | | | | | | | | | |
| 3.8) | The instructor exhibited professional behavior, treated students respectfully, and used appropriate language during class. | strongly disagree | <table><tr><th>Rating</th><th>Percentage</th></tr><tr><td>1</td><td>0%</td></tr><tr><td>2</td><td>0%</td></tr><tr><td>3</td><td>0%</td></tr><tr><td>4</td><td>0%</td></tr><tr><td>5</td><td>100%</td></tr><tr><td>6</td><td>0%</td></tr></table> | Rating | Percentage | 1 | 0% | 2 | 0% | 3 | 0% | 4 | 0% | 5 | 100% | 6 | 0% | N/A | n=3 av.=5 md=5 dev.=0 |
| Rating | Percentage | | | | | | | | | | | | | | | | | | |
| 1 | 0% | | | | | | | | | | | | | | | | | | |
| 2 | 0% | | | | | | | | | | | | | | | | | | |
| 3 | 0% | | | | | | | | | | | | | | | | | | |
| 4 | 0% | | | | | | | | | | | | | | | | | | |
| 5 | 100% | | | | | | | | | | | | | | | | | | |
| 6 | 0% | | | | | | | | | | | | | | | | | | |

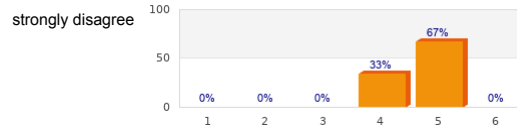
3.9) The instructor provided grades within the stated timeframe.



N/A

n=3
av.=4.7
md=5
dev.=0.6

3.10) The instructor was accessible to answer questions and explain material outside of class according to office hours.

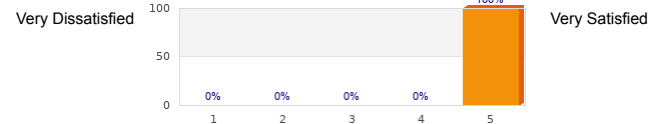


N/A

n=3
av.=4.7
md=5
dev.=0.6

4. Overall Satisfaction With This Course:

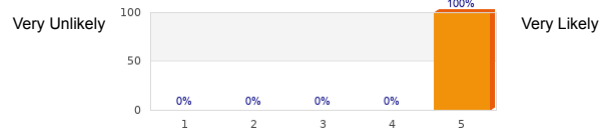
4.1) Please rate your overall satisfaction with the learning experience in this course.



n=3
av.=5
md=5
dev.=0

5. Course Recommendation:


5.1) How likely are you to recommend this course with this instructor to a friend?



n=3
av.=5
md=5
dev.=0

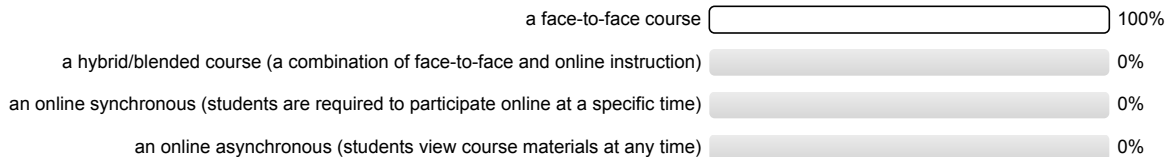
7. Student Demographics:

7.1) How many credits have you completed toward your degree or certificate?




n=3

7.2) This course is instructed as:




n=3

7.3) This term I am currently enrolled in:




n=3

7.4) My current major is:



7.5) I am currently a high school student taking college courses.



Comments Report

6. Open Response:

6.1) What are the strengths of this course?

- I have gotten so much better at my essays.
- Ms. Perry's energy and openness are incredible. She incentive a lot of debate and bring up very interesting points. She is very easygoing and concerned with our pondering about those subjects and how they actually can make a difference in our success as students and in our life.
- miss P is just an amazing teacher

6.2) What changes would you recommend that would improve this course?

- I guess earlier feedback when accessing the instructor. But besides that this is been an extraordinary experience, far beyond my expectations.
- Nothing
- nothing

6.3) Any further, constructive comments?

- Professor Perry is an awesome teacher . I love her positive attitude and her love for what she does . She makes everything be well understood . Without a doubt I will recommend her . I love her
- The D2L can be cranky and confusing. The tool definitely needs some updates to be friendlier to the user, less chaotic, and more fluid. Plus a lot of information there is duplicated with differences in the content.